

HYINTECH

HYL20 ISO15693 Protocol HF Tag Channel Device IRCON+EAS



Size: 1500mmx540mmx35mm

OEM, No Logo on Product is Available

GENERAL DESCRIPTION

HYL20 is a high performance ISO15693 protocol HF tag channel device. Designed upon fully self-intellectual property, it supports fast tag anti-collision operation with high identification rate, 4 line infrared motion detection, real-time clock, extensional tag data storage and EAS function. It can be directly connected to host, controller and other relative equipments. It can be widely applied in many RFID application systems such as logistics, open channel conference attendance system, open access control and industrial production process control.

FEATURES

- Self-intellectual property;
- Support mainstream ISO15693 protocol tag (TI, PHILIPS, ST, INFINEON, FUJITSU, EM...);
- Low power dissipation design with RF output power over 4Watt;
- Advanced anti-collision algorithm, high identification speed up to 50tags/s;
- Built-in TX/RX antenna and channel width up to 120CM*;
- 4 line infrared motion detection;
- Built-in real-time clock and about 30000 events storage capacity;
- Support RS232/RS485 and TCP/IP interface;
- Optional 2D antenna mode supporting 2D tag operation;

*Effective channel width depends on tag, antenna mode and working environment.

COMPONENTS

HIYL20 comprises main antenna, auxiliary antenna. Main antenna base box is integrated with high RF power tag reader, power splitter, 4 line infrared receiver parts, controller board and interface board. Auxiliary antenna base box is integrated with power source, 4 line infrared transmitter parts and interface board.

Other accessories include AC power cable, RF cable connecting main/auxiliary antenna, DC power cable connecting main/auxiliary antenna and RS232 communication cable.

CHARACTERISTICS

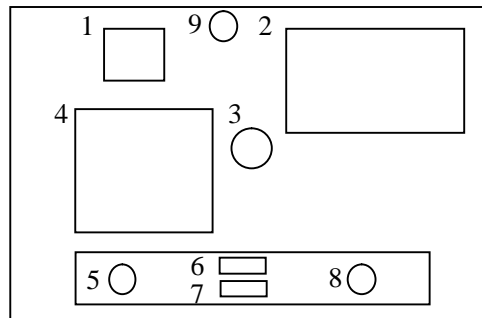
ITEM	SYMBOL	VALUE	UNIT
Color		Light Grey	
Height ¹	H	150	cm
Width ²	W	54	cm
Thickness ³	T	3.5	cm
Weight ⁴	WT	20	kg
Power Supply	VAC	220/50	V/Hz
Current.	IAC	90	mA

Notes: 1,2,3: Single antenna size

4: Main antenna weight

WIRING INFORMATION

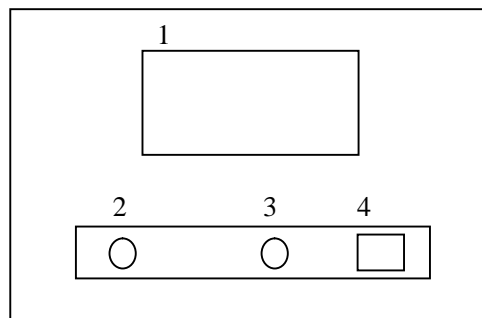
Main antenna base box:



- 1: Power splitter
- 2: High RF power reader HYH4W
- 3: Buzzer
- 4: Controller board
- 5: Main/auxiliary antenna RF cable socket
- 6: Serial port IF1
- 7: Serial port IF2
- 8: Main/auxiliary antenna DC power cable socket
- 9: LED indicator

** Components location may be slightly adjusted*

Auxiliary antenna base box:



- 1: AC/DC power source
- 2: Main/Auxiliary antenna RF cable socket
- 3: Main/Auxiliary antenna DC power cable socket
- 4: AC power socket

APPLICATION INFORMATION

Serial communication setting: 38400bps, E, 8, 1

Serial port IF1 and IF2 DB9 socket definition:

Pin	Symbol	Comment
1	NC	Reserved
2	TXD	RS232 data output (RS485 R-)
3	RXD	RS232 data input (RS485 R+)
4	NC	Reserved
5	GND	Ground
6	NC	Reserved
7	NC	Reserved
8	NC	Reserved
9	NC	Reserved

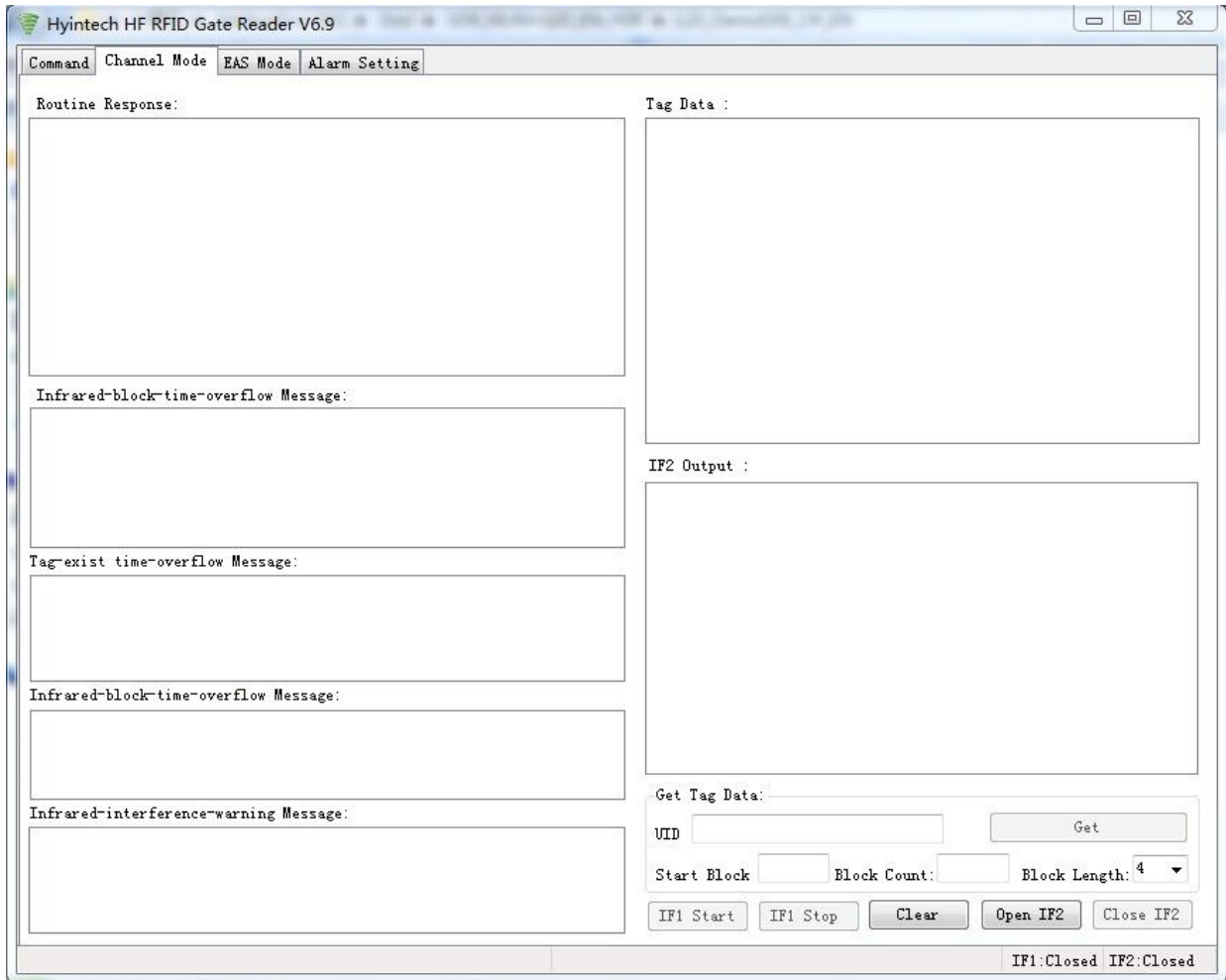
Please refer to HYL20 user's manual for communication protocol details.

DEMO SOFTWARE

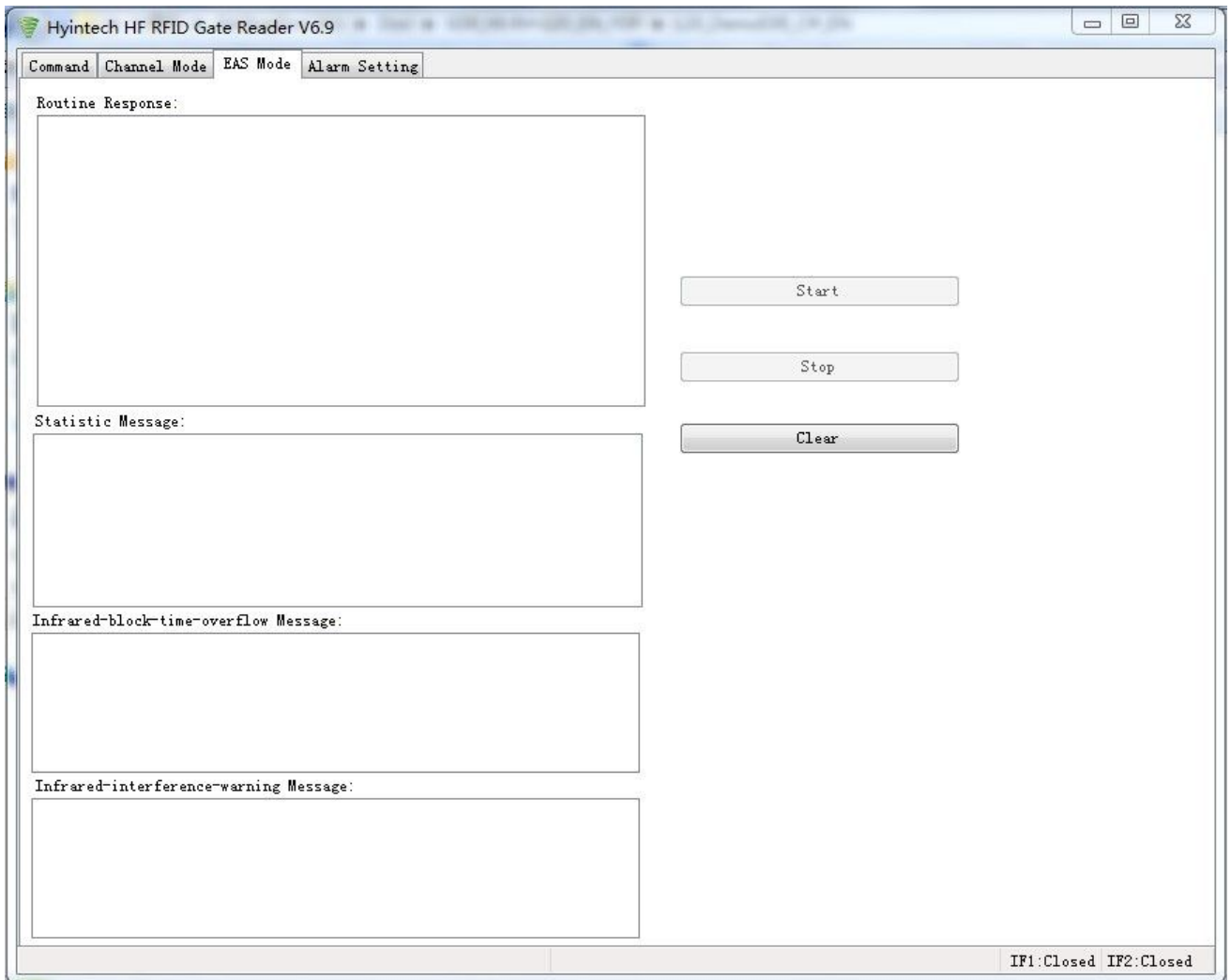
SDK Include Full Demo Source Code, and full Manuals. Any further development could develop easily based on it. Any Technical Problem during your application and development, could consult our professional engineer team. Free Engineering Consultancy is one of our Outstanding After Service. Our Professional Engineer with rich experience on deployment, will leave you guidance and instruction, solving your technical problem on programming.

Main Configuration Page

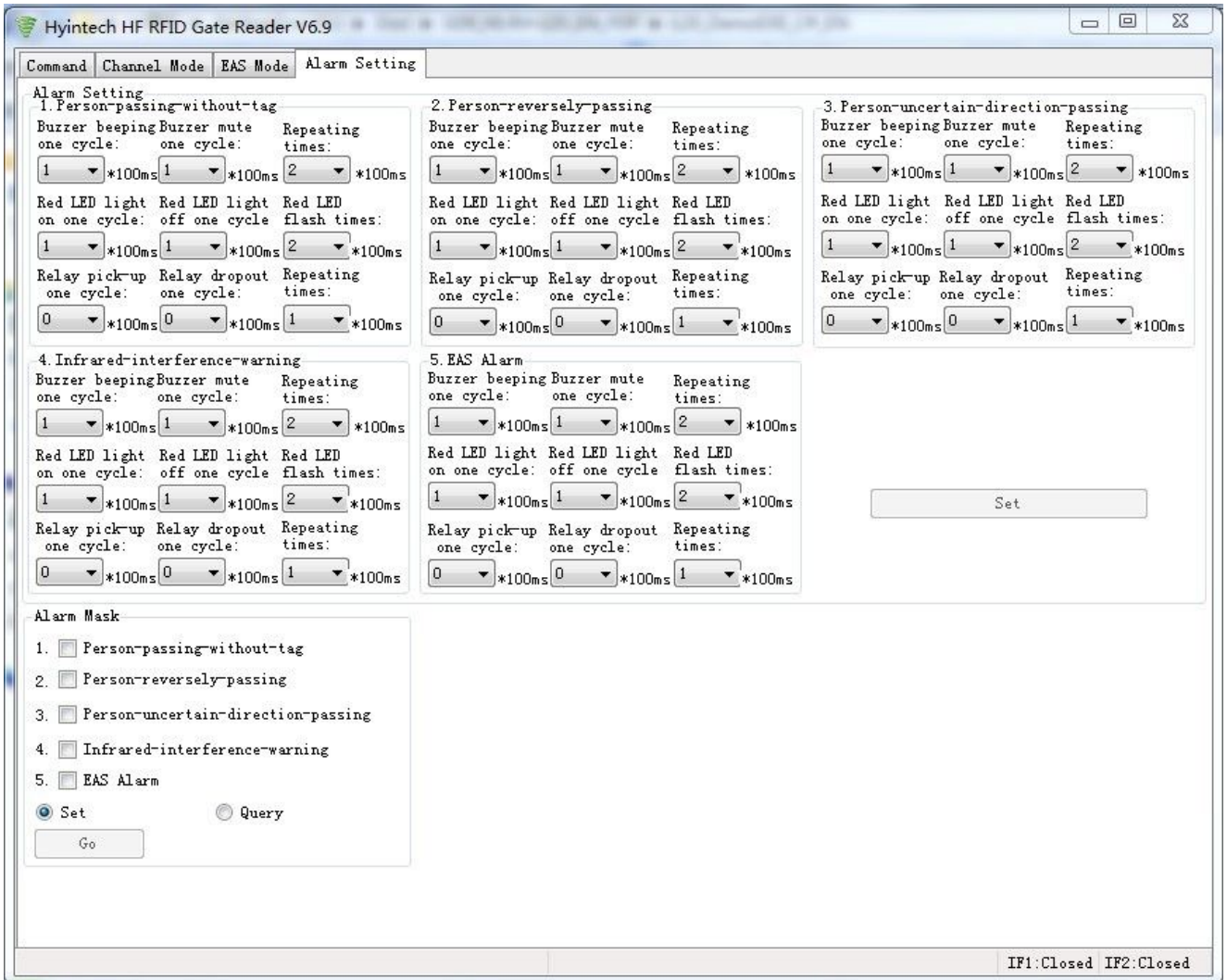
Channel Mode Page



EAS Mode Page



Alarm Page



Hyintech Team

Supply You Best Products,

Free Detailed Manual and SDK

Most Professional Technical Support

Be Your Best Friend and Loyal Long Term Partner.

More Detail Please visit Our website www.hyintech.com